



## ENGINE FEATURES

Brand	: KUBOTA
Model	: V2403-M-T-E3B
Tip	: Water-cooled, 4-stroke turbocharged diesel engine
Number of cylinders	: 4 in line
Bore x stroke	: 87x102,4 mm
Displacement	: 2434 cm <sup>3</sup>
Maximum Power	: 59 HP (44 kW) @2700 rpm
Maximum torque	: 165 Nm @1600 rpm
Emission Standarts	: Stage III-A / EPA: Interim Tier 4

## RUBBER TRACKS

Width	: 400 mm
Pitch	: 86
Number of Track	: 56

## STANDARD EQUIPMENTS

- ROPS / FOPS cab
- Air conditioner
- Service point for hydraulic pressure measurement
- Windshield curtain
- Ergonomic Joystick Controls integrate to seat
- Quick Coupler Loader Attachment
- Immobilizier
- Radio and MP3 Player
- Cylinders with Cushion
- Backhoe Attachment Lock
- Breaker Hydraulic Line
- Rotating beacon
- Monolithic Rear Window
- Openable Side Window
- Doom Light
- 12 Volt socket
- Personal Storage Area
- Floor Mat
- Hand Throttle
- LCD Information Display

## HYDRAULIC SYSTEM

Main Pump Flow	: 60 L/min @2700 rpm
Pressure	: 220 bar

## CONTROL SYSTEM

Comfortable use with joysticks integrated into the seat used for loading, digging and travelling.

## DRIVE SYSTEM

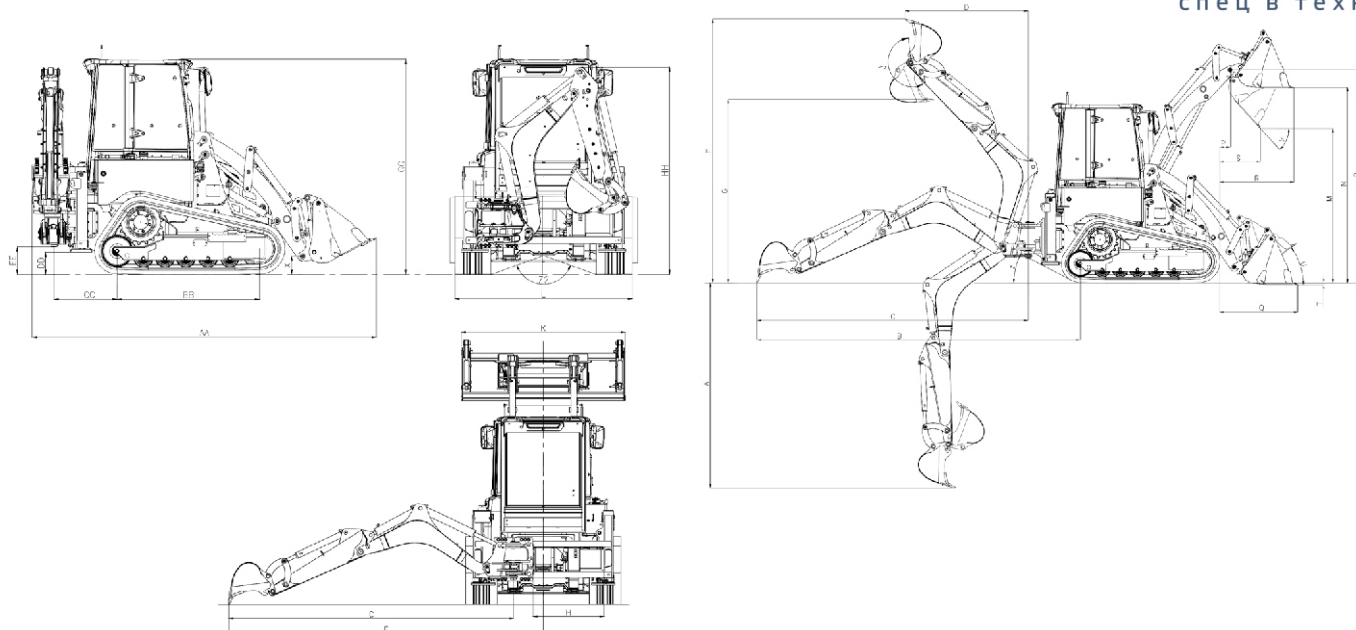
- Hydraulic system with variable displacement piston type pump
- Driving speed 0-7,5 km/h
- Max. Gradeability %57 (30°)

## OPERATING WEIGHT

Operating weight	: 5.280 kg
------------------	------------

Operational weight, complying with the ISO 6016 standards, includes full fuel tank, hydraulic system and other liquids, 75 kg operator weight and standard equipped machine weight. Optional equipments are not included.





## DIMENSIONS

		Standard Arm	Extendable Arm (retracted)	Extendable Arm (extended)
A	Max digging depth	2751 mm	2764 mm	3264 mm
B	Ground level to rear wheel centre	4283 mm	4296 mm	4782 mm
C	Ground level to slew centre	3608 mm	3622 mm	4108 mm
D	At full height to slew centre	1620 mm	1630 mm	1988 mm
E	To centre line of machine	3986 mm	4000 mm	4486 mm
F	Operating height	3472 mm	3482 mm	3850 mm
G	Maximum loadover height	2400 mm	2410 mm	2778 mm
H	Total kingpost travel/	756 mm		
J	Bucket rotation/	204 °		
K	Shovel max. width	2095 mm		
M	Dump height	2022 mm		
N	Load over height	2567 mm		
O	Loader hinge pin height	2800 mm		
P	Pin forward reach	143 mm		
Q	Grab lug-bumper distance	1039 mm		
R	Max. reach at full height	987 mm		
S	Reach at full height fully dumped	544 mm		
T	Dig depth	55 mm		
U	Roll back at ground	36 °		
V	Dump angle	47 °		
Z	Departure angle	24 °		
AA	Total travel length	3720 mm		
BB	Axle centreline distance	1575 mm		
CC	Slew centre to rear axle centre distance	694 mm		
DD	Stabiliser feet clearance	228 mm		
EE	Kingpost clearance	295 mm		
GG	Cab roof height	2380 mm		
HH	Total travel clearance	2298 mm	2308 mm	
L	Rear frame width	1966 mm		
X	The distance between pin center and ground/	182 mm		
ZZ	Ramp angle	140 °		

## LOADER PERFORMANCE

4 in 1 bucket capacity	0,45 m <sup>3</sup>
Max. bucket breakout force	2883 kgf
Max. loading arm breakout force	2600 kgf
Lifting capacity to maximum height	1576 kg

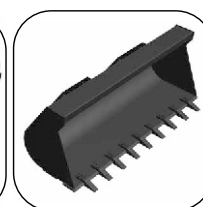
## BACKHOE PERFORMANCE

Bucket capacity	0,06 m <sup>3</sup>
Max. bucket breakout force	1985 kgf
Max. dipper breakout force	1500 kgf
Lifting capacity to maximum height (rear)	332 kg

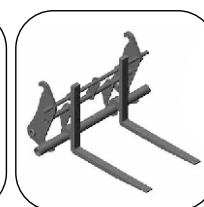
## Attachments



Hydraulic Breaker



Standard Bucket



Forks Mounted on Quick Coupler



One Piece Bucket

### НОВОСИБИРСК

630025, г. Новосибирск,  
Бердское шоссе, 63/2  
630559, Новосибирская обл.,  
Новосибирский р-н, р.п. Кольцово,  
ДНП «Квартал-12», ул. Цветочная, 9  
Тел.: +7 800 770-09-89  
Моб.: +7-965-990-30-10

### КЕМЕРОВСКАЯ ОБЛАСТЬ

653054, г. Прокопьевск,  
ул. Захаренко, 2  
Тел.: +7 800 770-09-89  
Моб.: +7-906-222-11-12

### КРАСНОЯРСКИЙ КРАЙ

660118, г. Красноярск,  
Северное шоссе, 17а/1, лит.14  
Тел.: +7 800 770-09-89  
Моб.: +7-965-990-30-10

### ТОМСКАЯ ОБЛАСТЬ

630015, г. Томск,  
ул. Айвазовского, 27,  
стр.1, офис 8/2  
Тел.: +7 800 770-09-89  
Моб.: +7-983-234-15-15