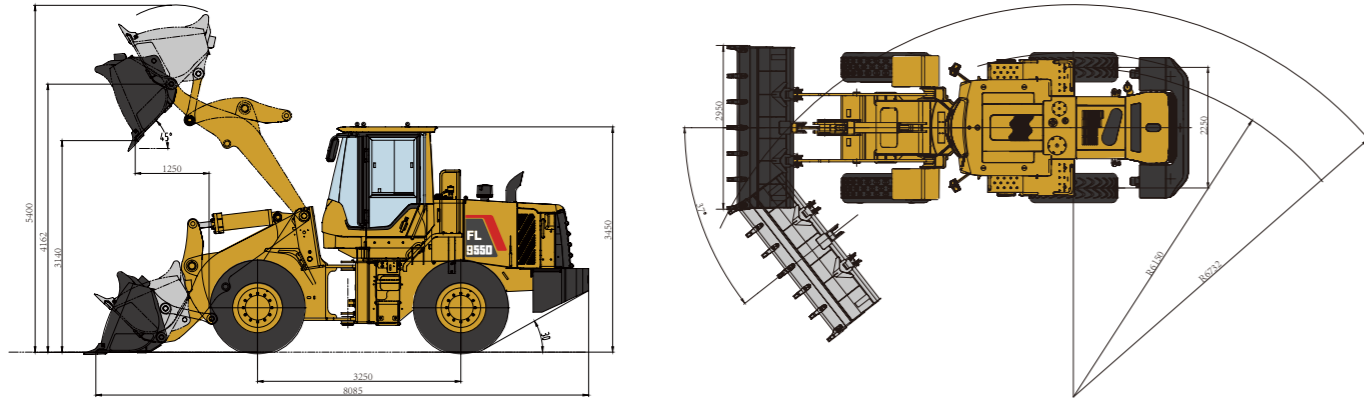


FL955D Wheel Loader Specifications



FL955D Dimensions



Item	Specifications
Rated Load	5000kg
Max. Traction Force	145kN
Max. Gradeability	30°
Max. Dump Clearance	3140mm
Dump Reach	1250mm
Wheel Tread	2250mm
Wheelbase	3250mm
Overall Dimension (L×W×H)	8085mm×2950mm×3450mm

Engine	
Emission Standard	Stage II
Number of Cylinder-Bore/Stroke	6
Max. Torque	980N·m
Rated Speed	2000rpm
Displacement	9.7L

Transmission System	
Torque Converter	Single stage two phase four element
Modulus of Converter	4.0±0.2
Transmission	Planetary powershift
Gear Shift	2 forward, 1 reverse
Max. Speed	38.0km/h

Front and Rear Axles	
Axles Type	Dry axles
Final Decelerate Type	Planetary reducer, spur cylindrical gear

Tyre	
Tyre Size	23.5-25
Ply	16
Front Tyre Pressure	0.30-0.32MPa
Rear Tyre Pressure	0.28-0.30MPa

Steering System	
Type	Double pump flow confluence, load-sensing hydraulic system
Steering Angle Each Direction	37°
Min. Turning Radius	6732mm

Hydraulic System	
Working Pressure	18MPa
Boom Lifting Time	5.7s
Total Cycle Time	12.0s

Brake System	
Service Brake	Air over hydraulic caliper disc brake
Park Brake	Air-cut brake

Service Refill Capacity	
Fuel Tank	292L
Hydraulic Tank	249L
Engine Oil	22L



LOVOL CONSTRUCTION MACHINERY GROUP CO., LTD.

Address: No. 75, Huanghe East Road, Huangdao District, Qingdao City, Shandong Province, China.

Website: en.lovol.com

Alibaba: lovolconstruction.en.alibaba.com

Facebook: Cons Lovol

E-mail: lovol_overseas@global.lovol.com

TEL: +86-532-86907190

As manufacturer, LOVOL has right to constantly upgrade and improve our products without informing to customers. The pictures in literatures are for reference only, the detailed specifications are subject to real products.

Engine Model
Rated Power
Operating Weight
Bucket Capacity
Max. Breakout Force

WEICHAI WD10G220E23
162kW
16500kg
3m³
160kN

FL955D
WHEEL LOADER



PRODUCTIVITY

- Adopt world class engine which provides excellent service and part availability in market.
- Optimized layout of pipelines and dual-seal technology can avoid oil leakage and make hydraulic system more reliable.
- The electrical circuit adopts waterproof connector to ensure the electrical system work more reliable in harsh working conditions.

RELIABILITY

- Reinforced center-articulated frame which has passed million times fatigue experimental test, 1,000 hours intensive experimental test and 5,000 hours jobsite test, it has been proved to be robust and durable.
- Bucket use JF440 steel which is joint-invented with renowned steel factory, it is more robust and wearable.

ROBUSTNESS

- The pedals and various control elements utilize humanized design which could reduce the long-time operation fatigue for operator.
- High-performance mechanical suspension seat with high-back could make operator feel comfortable.
- Adopt ergonomic design cab to provide broad space and comfortable operation. 360° flat view glass windows provide wide vision, more beautiful and comfortable.

COMFORT

- Equipped with 3m³ bucket, central-articulation design have small turning radius, flexible operation & good stability features. Adopt Euro II emission standard engine which has good oil adaptability, it can reduce use-cost.
- High-efficiency powertrain system is perfectly matched with hydraulic multi-stage power system that makes machine work fast and efficient to save energy.
- Main components and quick-wear parts adopt industry common models that can reduce maintenance cost.

01 Engine



- Standard equipped with WEICHAI WD10G220E23 engine, it adopts multi-stage fuel filter which is suitable for various fuel to ensure the cleanliness of engine system, that raise engine's reliability. It is applicable to the temperature from -35 degrees to 50 degrees and under 5,000 altitudes working environment.

02 Transmission



- The transmission adopts proven specialized planetary gearbox, it is durable and reliable.
- Key bearings and seals adopt imported premium parts which have higher reliability.

03 Axles



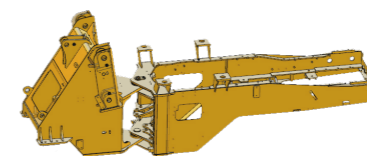
- Adopt reinforced axle, the key parts are reinforced to improve the reliability and bearing capacity. The dry brake uses integrated clipper and patented friction disk which make machine more safety.

04 Cab




- Overall view cab provides wide vision to operator, the high-performance suspension seat with high back could deliver comfort to operator.
- The cab has micro pressurizing air system that makes the environment cleaner and more comfortable.

05 Frame and Articulation



- Reinforced central-articulated structure went through million times fatigue experimental test, 1,000 hours intensive experimental test and 5,000 hours jobsite test, reach super strong payload capacity.
- Central articulation design, the upper hinge uses joint bearing and lower hinge uses tapered roller bearing, this type of articulation can withstand bigger impact force with long service time.

06 Hydraulic System



- LOVOL patent flow amplification system makes steering system more light, stable and precise, reaches the optimized balance between the heavy loading and flexibility, saving 3%-5% energy.
- Adopt 24° cone seal and dual-seal technologies are adopted to avoid oil leakage of hydraulic system. The pipelines are protected by pipe clip and coverage to avoid damage caused by friction.

Attachments



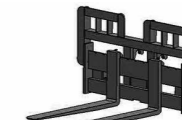
Larger Bucket




Log Grapple



Rock Bucket



Pallet Fork



Coal Bucket



Side-dump Bucket